

Sewing Classes at Bra-makers Supply

Why not take classes with the experts in the field? We offer classes in bra-making, corsetry and intimate apparel as well as pattern drafting and machine know-how for all skill levels - beginner, intermediate, advanced or professional.

If no date is shown, you can set a date of your choosing by calling 905-538-1396 and guarantee your seat with a deposit. We will put that date on the website, to attract other students. We do not cancel classes due to low enrollment!

Garment Sewing and Drafting

LEARN TO SEW (4 sessions) **\$150**



What better gift can you give yourself or someone you care about than the gift of a lifetime skill? Sewing is not only relaxing, but creative and satisfying as well. In this 4 afternoon or 4 evening class, you will learn the essentials and make a

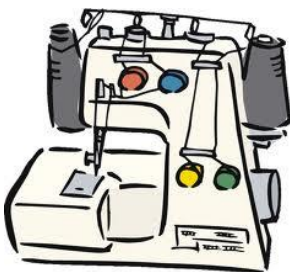
simple garment you can wear. Learn the right information from a patient and qualified teacher.

Starting Tuesdays in January, 2012

BETTER PATTERN FIT (1 day) **\$100**

Buttons popping? Jackets gaping? Learn to adjust any commercial pattern to fit YOU to a T. You will learn to alter the shoulders, crotch, bust and hips of any pattern. Take the mystery and the misery of altering princess lines and learn to put that dart in its place! Bonus lesson - adjusting the neckline. You will take home your own reference samples of all the techniques learned. Kit included.

SERGER 911 (1 day) **\$100**



Totally terrified of your serger? Don't know where all those threads go? We'll help you make sense of your serger. Learn how to make your serging easier, faster and stress free. Our instructor has a wealth of knowledge and she makes serging FUN!

Friday January 21, 2012

PATTERN DESIGN FOR EVERY BODY! (2 days each)



Learn to create style lines you see in the best ready-to-wear. Best of all, they will fit YOU! We measure you, then the basic pattern is drawn and sent to you. You will sew up a trial garment prior to the class, then in the class, learn to "read the wrinkles" and tweak the fit. Then you will work with your own perfect fitting pattern to draft other styles. Each

class has a bonus construction lesson worked on samples for you to take home.

SKIRTS - March 8 and 9 - Thursday and Friday
PANTS - March 10 and 11 Saturday and Sunday
DRESSES - March 15 and 16 - Thursday and Friday
PULLOVER BLOUSES - March 17 and 18 Sat. and Sun.

NOT YOUR BROTHER'S T-SHIRT (1 day) **\$100**

Gain confidence in sewing with knits and serge a shapely t-shirt like those found in trendy boutiques. Whether your serger skills are rusty or you're an avid sewer that needs a few tricks to improve her skills, you're going to learn a lot. The class is fun and the results are fantastic. You will be making a designer t-shirts in the class, but the techniques learned can be used for all your serging projects. Class fee includes the basic pattern.

COVER STITCH ESSENTIALS (1 day) **\$100**

Yes, it looks like a serger and threads like a serger, but it is completely different! Got a cover stitch machine but don't know what to do with it? Our class is guaranteed to have you bonding with your cover stitch. You'll learn what threads to use and why, as well as how to do all the things that made you want to buy a cover hem in the first place! If you don't have a cover stitch machine, you can borrow ours for this class.

Quilting

QUILTING (4 sessions) **\$160**

This class is for the person who wants to learn how to make a quilt...fast! This series of classes covers all of the basic steps, including rotary cutting for strip piecing, proper border applications, layering, quilting, and binding. No experience is needed here! Each participant will make a lap-size quilt or wallhanging with a rail fence design.

4 Tuesdays starting January 10, 2012

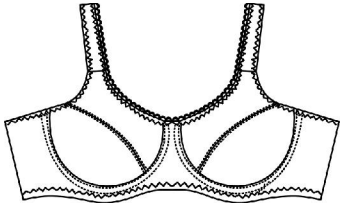
MACHINE QUILTING (3 sessions) **\$120**

This class will touch on all aspects of machine quilting from effective layering, getting the most from your machine, to design and workmanship. Participants in this class will work on samples the size of a fat quarter to perfect straight line and free motion techniques.

3 Tuesdays starting February 21, 2012

Bra-making Classes

CLASSIC BRA-MAKING (FULL BAND) \$220




Learn to sew a bra for yourself and have it professionally fitted to your unique body! The class includes your pattern and a kit to make the first test bra, so any fitting challenges can

be worked out by our qualified and patient instructor. You will learn the materials required and techniques that make your bra look like ready-to-wear.

January 21-22 Saturday and Sunday
February 5 and 12 - Sunday and Sunday
February 24 and 25 - Friday and Saturday
March 22 and 23 - Thursday and Friday
April 14 and 15 - Saturday and Sunday

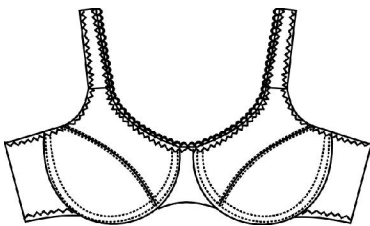
OUR BOSOM BUDDY SPECIAL



Bring your "bosom buddy" to the Beginner Bra Class and you each receive the pattern and kit for free! Yes, that's our \$100 Thank you gift to you and your friend for attending the class

together. Have some girl-time and learn to sew a bra that fits better than ready-to-wear.

PARTIAL BAND BRA (WIRED BRA) \$150



included.

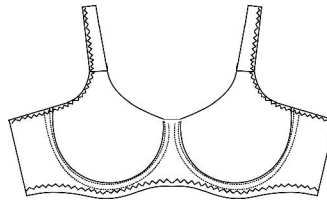
This **underwired** bra has no band under the cups, so it offers more design possibilities. Construction is different from a full band, so there's more to learn. A great second bra for beginners. Materials

THE SHELLEY BRA (1 day) \$100



Shelley is a designer original bra with built-in power bars and a split lower cup. You won't believe what effect these small details have on support! We will draft the pattern in the morning and sew as much as you can in the afternoon.

FOAM CUP BRA (1 day) \$150



Once you've made a basic bra or two, it's time to learn a more advanced style. We'll teach you the tricks of the trade. Learn to cover the foam cups expertly, and see how rotation can greatly affect fit and shape. Materials and pattern included.

Saturday January 28, 2012

LACE LOVERS BRA (1 DAY) \$100



Learn the many ways lace can be used for bra-making and how it can transform a bra from plain-Jane to drop-dead gorgeous! Learn to make the most from your laces and apply them professionally. Bring your bra pattern to class.

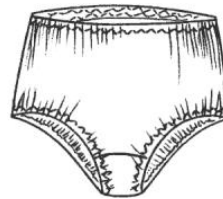
MARDI BRA (5 days) \$500

Celebrate the joy of making your own bra during Mardi Gras week, where you will make a basic bra then get it professionally fitted by our ever-so-patient instructor. Once the pattern is perfect, you will learn to do the pretty things - making a partial band bra, using lace and a power bar for extra lift and support. For each bra you make, you get a set of Mardi Bra beads!

Monday February 13- Friday February 17, 2012

Thirsty for More?

PLENTIFUL PANTIES (1 day) \$100



Once you make your own, you will have it all - comfort and superb fit and a myriad of colours and fabrics - you'll never go back to store bought. Once you have mastered the basic techniques, you will learn to make lots of different styles from the original. Materials are included in the class fee.

Monday January 23, 2012

BODYSHAPERS (1 day) \$100



Bodyshapers are garments that create a smooth and sleek contour under clothes. We've taken the best of all bodyshapers and combined them into an undergarment you can wear with the bras you already own. No more back fat, no more bulges and it gives you

great cleavage. Pattern is included.

BOOB CAMP (5 days) \$500

Spend 5 fun-filled days at Boob Camp, where you will make a basic bra from our world-renowned Classic Bra pattern, then get it professionally fitted by our ever-so-patient instructor. Once the pattern is perfect, you will learn to do the pretty things - making a partial band bra, using lace and a power bar for extra lift and support. bring a friend for some girl time!

Monday March 14 - Friday March 18, 2012

Monday June 18 - Friday June 22, 2012

Monday August 13 - Friday August 17, 2012

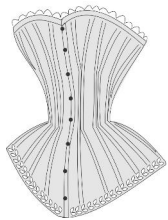
SWIMWEAR (2 days) \$200

Everyone needs a good swimsuit, and it's even better when it fits! If you have a large bust, a small bust, wide hips or a long torso, you probably can't easily find a suit that fits you well. Learn to make your own with our well-designed pattern. You will have a choice between a basic tank and a princess line suit. If you prefer a tankini, we can convert either suit! We supply the lining, the elastic, the bra cups and the expertise - you only need to buy the fabric!

February 9 and 10 - Thursday and Friday

March 31 and April 1 - Saturday and Sunday

CORSET WEEK (5 Days) \$600



A corset is a back lace garment with no separate bra cups and no underwires. This five day class will teach you how to make a basic corset, and how to install the front busk, boning and the grommets in the back. Learn the easy way to lace a corset so you can tie it yourself. You'll also learn to change the

style lines of your corset into other lines for slimming effects or colour blocking. This is NOT a bustier class, nor do we learn strapless bras.

September 4-8 Tuesday to Saturday, 2012

PRO FITTING (4 weeks) \$2700

If you already know how to sew bra, but want a fitting course to better serve your clients or students, this is the course for you. We've taken the fitting portion of the professional course and condensed it for those who just can't get away for eight weeks. You will study both theoretical and practical aspects of fitting the bra, with time spent fitting bras to real live women Please note there will be no design or drafting in the course, only fitting.

June 25 - July 20, 2012 Mondays through Fridays

PROFESSIONAL BRA-MAKING \$3700

Start a rewarding sewing business that can build into a full-time career. The course is eight weeks long and is geared to the construction and fitting of custom bras. When you complete this course, you can start your own custom bra-making business. The course has both classroom training and sewing lessons specific to bra-making. Work with clients under close personal supervision. Industry construction methods are taught using your own personal sewing machine. All classes are full-time Monday to Friday and are limited to 8 students. Applicants must have excellent sewing skills and an understanding of pattern drafting. All materials used in the course are included.

September 17 - November 2, 2012

CORSETIERE'S COURSE (10 days) \$1000



Custom Corset makers are few and far between. Learn to build custom corsets for theatre, re-enactments or fancy wear and special occasions. The class includes all types of corsets, drafting a corset from body measurements, fitting a pattern to a body as well as all types of fastenings, fabrics and lacing

options. You can make corsets for yourself or for someone else during this session

April 16-27, 2012 Monday - Friday

SWIM WEEK (5 days) \$600

If you love making swimwear and want more, more, more - invest 5 days and learn to change any suit into dozens of other styles! You will also learn how to fit other women as well as all the professional construction techniques that make your suit look so good! Patterns are included.

Monday March 26 - Friday March 30

Monday September 10 - Friday September 14

Interested?

Most classes start at 10 a.m. and end at 4:30 pm, except the basic bra class which starts at 9 am. Doors open at 9:45 and the store is open until 5 pm (later by request).

The basic bra class starts at 9:00 am.

Don't want to lug your heavy machine? You can rent one of our class machines for a very reasonable price.

Supply Lists

FOR ALL CLASSES

- tracing paper for tracing pattern*
- scissors or rotary cutter & mat for cutting out
- wash-out marker, air erase marker or chalk*
- pins, seam ripper, tape measure, thread snips
- thread to match project fabric*

BEGINNER BRA (starts at 9 am)

- zig-zag sewing machine, foot pedal, power cords
- machine needles, stretch 75 or ballpoint 70*
- edgestitching or topstitching foot plus a zipper foot
- stitch-in-the-ditch foot if you have one
- wear a top that is easy to take off and put on

ALL OTHER BRA CLASSES

- as above plus your bra pattern from the beginner class

PANTY CLASSES

- zig-zag sewing machine, foot pedal, power cords
- machine needles, stretch 75*
- 1 metre of fabric suitable for panties
- 1-1.5 m of waist elastic*, same of leg elastic*

CORSET CLASSES

- zig-zag sewing machine, foot pedal, power cords
- machine needles, universal 80 or 90*
- 1 metre of outer corset fabric
- 1/2 metre of drapery lining or sturdy twill fabric
- a zipper foot for stitching close to the metal busk
- a tapered awl for setting the busk
- kit containing the corset busk, grommets, boning and cords is included in the price of the class

SWIMWEAR CLASSES

- zig-zag sewing machine, foot pedal, power cords
- machine needles, stretch 75*
- 1 metre of swim fabric (more or less)
- 3-5 metres Filpar swim elastic depending on suit style (tankini or maillot)*

SEWING WITH KNITS CLASSES

- zig-zag sewing machine, foot pedal, power cords
- machine needles, stretch 75 or ballpoint 70*
- 1 metre of knit fabric (more or less)
- sergers are available on site for class use

SERGER CLASSES

- your own serger in good working order
- foot control, power cord, instruction manual
- any accessory feet you may have
- machine needles, universal 90*
- 4 different coloured threads

PATTERN DRAFTING CLASSES

- pencil, eraser, scotch tape, curved ruler
- muslin for trial fit of garment

QUILTING CLASSES

- sewing machine, foot pedal, power cords
- a supply list will be emailed to you

LEARN TO SEW CLASSES

- sewing machine, foot pedal, power cords
- a supply list will be emailed to you

*denotes these items are for sale at Bra-makers

Why take a class with us?

At Bra-makers, we love to sew and we love to share our experiences and expertise with everyone we meet. Not just about making bras, but about any garment that includes fitting the bust, any kind of intimate apparel but also about machine know-how. We want you to have as much fun sewing as we do.

Collectively our teachers have over 100 years of teaching sewing experience (even though none of us is over 30...lol). Our teachers hail from a wide background in the sewing arts, with all of us having strong clothing construction, design and drafting skills. In addition, we've worked in the bra industry, the home decorating field, and the quilting arena so we bring to the classroom a wide variety of skill sets.

- We keep class sizes small - no more than 8
- We never cancel a class due to low enrolment - every student matters to us!
- Large tables - one for each student
- Rental machines available so you don't have to lug a machine if you don't want to
- Separate school entrance with parking directly behind the store
- Classroom is separate from the store
- Located in the heart of Hamilton's fabric district
- A closed circuit TV system makes teacher demonstrations easy for everyone to see
- Classes run all year around - even in the summer!

Directions to Bra-makers

To get to the Bra-makers School from the U.S border or Niagara Falls, take the Burlington Street exit in Hamilton off the QEW. You'll be turning left at the Ottawa Street exit. You'll go past the steel mill, past Barton Street and a left turn onto Argyle Street, then a quick right into the parking lot directly behind the store.

To get to the Bra-makers School from Toronto, take the QEW Niagara exit to go over the Skyway Bridge, then the Burlington Street exit off the QEW. You'll be turning left at the Ottawa Street exit. You'll go past the steel mill, past Barton Street and a left turn onto Argyle Street, then a quick right into the parking lot directly behind the store.

To get to the Bra-makers School from either direction from Hwy. 403, take the exit for the Lincoln Alexander Pkwy (the Linc) and continue on (the Linc turns into the Red Hill Creek Pkwy). Take the Queenston Road exit, turn left to Queenston Road. Carry on Queenston (it becomes Main Street at the traffic circle) and turn right at Ottawa Street. Turn right onto Argyle and a quick right into the parking lot directly behind the store.